


LAMP Automated People Mover Project

Data Received Through: June 30, 2020 - Data Source: Contractor's LCP Tracker Report


Prime Contractor: LINXS

Subcontractor Name		Reported Community Sponsorships	 HIRE LAX Graduates	Total Impact Workers	Total Local Workers	Total Workers	Local Hire % (Headcount)
Gaul & Gaul dba Craftsman Concrete Cutting	NEW	0	0	0	1	1	100.0%
Hammer Down Transportation Inc		0	0	0	1	1	100.0%
Kehoe Engineering & Testing, Inc.		0	0	1	3	4	75.0%
Zolnay Insulation Inc		0	0	0	3	4	75.0%
24 Hour Sweeping, Inc.		0	0	1	5	7	71.4%
Pacific Drilling Company		0	0	2	9	13	69.2%
Fryman Management Inc		1	0	12	52	84	61.9%
ABC Liovin Drilling Inc		0	0	1	8	16	50.0%
Group Delta		0	0	0	2	4	50.0%
Badger Daylighting		0	0	0	1	2	50.0%
Halco Testing Services		0	0	1	1	2	50.0%
Hixson Backhoe Service Inc		0	0	0	1	2	50.0%
Rebar Engineering		0	0	0	1	2	50.0%
Hubcity Trucking		0	0	1	12	25	48.0%
Pan-Pacific Mechanical		0	0	1	11	24	45.8%
Matrix Environmental		0	0	3	53	119	44.5%
The Culver Group		0	0	4	4	9	44.4%
Techno Coatings Inc		0	0	1	6	14	42.9%
LINXS Constructors		5	5	26	106	269	39.4%
Comet Electric		1	0	1	38	98	38.8%
Concrete Coring Company		0	0	2	7	19	36.8%
RJ & J Construction Inc		0	0	5	8	22	36.4%
Penhall Company	NEW	0	0	1	4	11	36.4%
Frank S. Smith Masonry Inc.		0	0	0	7	20	35.0%
Rosendin Electric		1	1	8	31	89	34.8%

LAMP Automated People Mover Project

Data Received Through: June 30, 2020 - Data Source: Contractor's LCP Tracker Report


Prime Contractor: LINXS

Subcontractor Name	Reported Community Sponsorships	 HIRE LAX Graduates	Total Impact Workers	Total Local Workers	Total Workers	Local Hire % (Headcount)
Cosco Fire Protection	1	1	1	10	29	34.5%
Building Electronic Controls	0	0	1	3	9	33.3%
Connor Concrete Cutting & Coring	0	0	1	1	3	33.3%
Crosstown Electric & Data Inc.	0	0	0	1	3	33.3%
Norcal Pipeline Services	1	1	3	20	63	31.7%
Bill Carr Surveys, Inc.	0	0	1	4	14	28.6%
The JV Land Clearing Company Inc	0	0	0	4	14	28.6%
Legacy Foundations	0	0	10	19	74	25.7%
Belastro Construction Management	NEW	0	0	1	4	25.0%
Sterndahl Enterprises, Inc	0	0	2	10	41	24.4%
Sequoia Consultants, Inc.	0	0	1	10	42	23.8%
Century Sweeping	0	0	1	3	13	23.1%
Miller Equipment Rental	0	0	1	4	20	20.0%
ADF Structural Steel	0	0	0	1	5	20.0%
Dywidag Systems International	0	0	0	2	11	18.2%
Integrity Rebar Placers	0	0	0	6	35	17.1%
2R Drilling	0	0	0	2	12	16.7%
Site Solution Services, Inc.	0	0	0	1	6	16.7%
Tahlequah Rebar Info	0	0	0	1	6	16.7%
Malcolm Drilling	0	0	1	3	19	15.8%
Red Hawk Services	0	0	1	2	13	15.4%
G & F Concrete Cutting	0	0	1	2	22	9.1%
Chavan Trucking	0	0	0	1	11	9.1%
Lucas Builders	0	0	0	1	11	9.1%
C Below Inc	1	1	1	1	16	6.3%
Pre-Fab Builders Inc.	0	0	0	1	20	5.0%

LAMP Automated People Mover Project

Data Received Through: June 30, 2020 - Data Source: Contractor's LCP Tracker Report

Prime Contractor: LINXS

Subcontractor Name		Reported Community Sponsorships	 HIRE LAX Graduates	Total Impact Workers	Total Local Workers	Total Workers	Local Hire % (Headcount)
Shaw & Sons Inc.	NEW	0	0	0	1	24	4.2%
Bragg Crane Service		0	0	0	1	39	2.6%
Baryeh Construction		0	0	0	0	18	0.0%
H.D. Conctruction Equipment Inc. (HDCE)		0	0	0	0	9	0.0%
Commercial Scaffolding of CA Inc		0	0	0	0	8	0.0%
Bragg Heavy Transport		0	0	0	0	7	0.0%
Cascade Drilling LP		0	0	0	0	7	0.0%
Torrent Resources (CA) Inc		0	0	0	0	6	0.0%
Del Secco Diamond Core & Saw Inc.		0	0	0	0	4	0.0%
NMN Construction		0	0	0	0	4	0.0%
The LKR Group, Inc.		0	0	0	0	4	0.0%
Smithson Electric		0	0	0	0	3	0.0%
Traffic Loops Crackfilling Inc.	NEW	0	0	0	0	3	0.0%
A-Gas US Inc., dba Rapid Recovery		0	0	0	0	2	0.0%
Barneys Hole Digging		0	0	0	0	2	0.0%
David L. Addison dba Addison Equipment Rental		0	0	0	0	2	0.0%
Fastrack Rentals		0	0	0	0	2	0.0%
Mr Crane		0	0	0	0	2	0.0%
ARS Construction Services, Inc. dba Concrete Cutters International		0	0	0	0	1	0.0%
Ground Penetrating Radar Systems LLC		0	0	0	0	1	0.0%
JT Excavating		0	0	0	0	1	0.0%
Koppl Pipeline Services		0	0	0	0	1	0.0%
Matt Chlor Inc		0	0	0	0	1	0.0%
R.J. Lalonde Inc		0	0	0	0	1	0.0%
T & M Construction	NEW	0	0	0	0	1	0.0%
Terry Rhodes Backhoe Service Inc.	NEW	0	0	0	0	1	0.0%

LAMP Automated People Mover Project

Data Received Through: June 30, 2020 - Data Source: Contractor's LCP Tracker Report

Prime Contractor: LINXS

Subcontractor Name	Reported Community Sponsorships	 HIRE LAX Graduates	Total Impact Workers	Total Local Workers	Total Workers	Local Hire % (Headcount)
	11	9	97	491	1531	32.1%

LAX PLA Article III, Section 6 Contractor Hiring Obligations - . . . to maximize the employment of qualified local persons residing within the area of the Project, with the goal that at least 30% of each contractor's employees hired under this Agreement shall be either residents of the cities immediately adjacent to LAX or of the City of Los Angeles ("local residents"). Contractors shall develop a hiring plan and maintain records of their compliance efforts.