


Delta Hangar Project

Data Received Through: October 31, 2019 - Data Source: Contractor's LCP Tracker


Prime Contractor: Skanska

Subcontractor Name		Reported Community Sponsorships	 HIRE LAX Graduates	Total Impact Workers	Total Local Workers	Total Workers	Local Hire % (Headcount)
American Air Balance Co Inc	NEW	0	0	1	2	2	100.0%
Northwest Excavating		0	0	0	2	2	100.0%
Raymond Trucking		0	0	0	1	1	100.0%
West Coast Firestopping	NEW	0	0	0	1	1	100.0%
American Landscape		0	0	0	9	13	69.2%
24 Hour Sweeping		0	0	1	7	11	63.6%
Suttles Plumbing & Mechanical Corp.		0	0	0	5	8	62.5%
TEC Management Consultants, Inc.		0	0	3	5	8	62.5%
Badger Daylighting Corp		0	0	1	7	14	50.0%
Kindness General Contractors, LLC		0	0	0	1	2	50.0%
PG Cutting Services	NEW	0	0	0	1	2	50.0%
United Riggers & Erectors		0	0	0	1	2	50.0%
Crown Fence		0	0	0	7	17	41.2%
Austin Enterprise		0	0	0	6	15	40.0%
Penhall Company		0	0	0	2	5	40.0%
Vellutini Corp dba Royal Electric Co.		0	0	1	12	32	37.5%
3531 Trucking Inc.		0	0	1	5	15	33.3%
Advanced Construction Technologies		0	0	1	2	6	33.3%
Commercial Scaffolding of CA	NEW	0	0	0	2	6	33.3%
Shoring Engineers		0	0	2	19	59	32.2%
Triumph Painting	NEW	0	0	1	10	32	31.3%
Concrete Coring Company		0	0	0	3	10	30.0%
Griffith Company		0	0	15	58	196	29.6%

Delta Hangar Project

Data Received Through: October 31, 2019 - Data Source: Contractor's LCP Tracker


Prime Contractor: Skanska

Subcontractor Name		Reported Community Sponsorships	 HIRE LAX Graduates	Total Impact Workers	Total Local Workers	Total Workers	Local Hire % (Headcount)
Gectwo, Inc.		0	0	2	5	17	29.4%
GGG Demolition		0	0	2	10	34	29.4%
Infinity Drywall Contracting, Inc.		2	2	2	25	86	29.1%
Building Electronic Controls, Inc.		0	0	2	2	7	28.6%
Martinez Steel Corporation		0	0	2	20	70	28.6%
Merli Concrete Pumping		0	0	0	2	7	28.6%
Gonsalves & Santucci dba Conco Pumping		1	1	7	37	137	27.0%
Eberhard		0	0	1	10	38	26.3%
Cosco Fire Protection		0	0	0	4	16	25.0%
Direct AV	NEW	0	0	0	1	4	25.0%
J Colavin & Son, Inc.		0	0	0	2	8	25.0%
The M.S. Rouse Company		0	0	0	2	8	25.0%
Nor Cal Pipeline Services, Inc.		0	0	1	7	29	24.1%
Hayward Baker		0	0	1	3	13	23.1%
Cupertino Electric		0	0	4	12	55	21.8%
Rosendin		0	0	2	6	29	20.7%
Xcel Mechanical Systems		0	0	0	7	36	19.4%
MBI Excavation		0	0	1	2	11	18.2%
SRD Engineering, Inc.		0	0	2	6	33	18.2%
Veterans Engineering Services Inc	NEW	0	0	0	2	11	18.2%
The Herrick Corporation		2	0	2	8	45	17.8%
Masonry Concepts, Inc.		0	0	0	3	17	17.6%
Century Sweeping, Inc.		0	0	0	1	6	16.7%
McKeon Door West Inc		0	0	0	1	6	16.7%

Delta Hangar Project

Data Received Through: October 31, 2019 - Data Source: Contractor's LCP Tracker


Prime Contractor: Skanska

Subcontractor Name	Reported Community Sponsorships	 HIRE LAX Graduates	Total Impact Workers	Total Local Workers	Total Workers	Local Hire % (Headcount)
Savala Equipment Company, Inc.	0	0	0	1	6	16.7%
FenceCorp Inc'	0	0	1	2	14	14.3%
Gonsalves & Santucci, Inc. dba Conco	0	0	0	1	7	14.3%
Red Hawk Fence & Environmental Services	0	0	0	1	8	12.5%
Schroder Iron	0	0	0	1	8	12.5%
Mike Zarp, Inc.	0	0	2	2	18	11.1%
R.J. Lalonde, Inc.	0	0	1	1	9	11.1%
Aragon Construction Inc.	0	0	1	1	12	8.3%
Adkan Engineers	0	0	0	0	7	0.0%
Applied Engineering Concepts	0	0	0	0	4	0.0%
Assa Abloy Entrance Systems	0	0	0	0	1	0.0%
B & I Equipment Rental LLC	0	0	0	0	5	0.0%
BC Traffic Specialist	0	0	0	0	2	0.0%
Best Contracting Services	0	0	0	0	5	0.0%
Bill Higgins	0	0	0	0	3	0.0%
Building Specialty Systems	0	0	0	0	2	0.0%
Crane Rental Service	0	0	0	0	5	0.0%
Davidson Laddison Inc dba Addision Equipment Rental	0	0	0	0	3	0.0%
ECCO Equipment Corporation	0	0	0	0	1	0.0%
Excalibur Well Services Corp	0	0	0	0	23	0.0%
F & B Equipment LLC	0	0	0	0	1	0.0%
Fine Grade Equipment, Inc.	0	0	0	0	1	0.0%
G.B.H. Enterprises Inc	0	0	0	0	1	0.0%
Industrial High Voltage	0	0	0	0	6	0.0%

Delta Hangar Project

Data Received Through: October 31, 2019 - Data Source: Contractor's LCP Tracker

Prime Contractor: Skanska

Subcontractor Name	Reported Community Sponsorships	 HIRE LAX Graduates	Total Impact Workers	Total Local Workers	Total Workers	Local Hire % (Headcount)
Jagur Tractor	0	0	0	0	1	0.0%
LA Excavating, Inc dba Alward Equipment Rental	0	0	0	0	1	0.0%
Miller Blades, Inc.	0	0	0	0	1	0.0%
Mr. Crane, Inc.	0	0	0	0	31	0.0%
N>M.N. Construction	0	0	0	0	1	0.0%
Newman Backhoe Services, Inc.	0	0	0	0	3	0.0%
P. Riley Enterprises DBA Rileys Scaper Rental	0	0	0	0	1	0.0%
Pavement Recycling Systems, Inc.	0	0	0	0	3	0.0%
R.J.& J. Construction, INC	0	0	0	0	7	0.0%
Saber Industries	0	0	0	0	4	0.0%
Site Solution Services, Inc.	0	0	0	0	1	0.0%
Solid Door Installations	0	0	0	0	5	0.0%
Straight Up Surveying, Inc.	0	0	0	0	2	0.0%
W.A. Rasic Construction Co., Inc.	0	0	0	0	8	0.0%
	5	3	63	356	1403	25.4%

LAX PLA Article III, Section 6 Contractor Hiring Obligations - . . . to maximize the employment of qualified local persons residing within the area of the Project, with the goal that at least 30% of each contractor's employees hired under this Agreement shall be either residents of the cities immediately adjacent to LAX or of the City of Los Angeles ("local residents"). Contractors shall develop a hiring plan and maintain records of their compliance efforts.